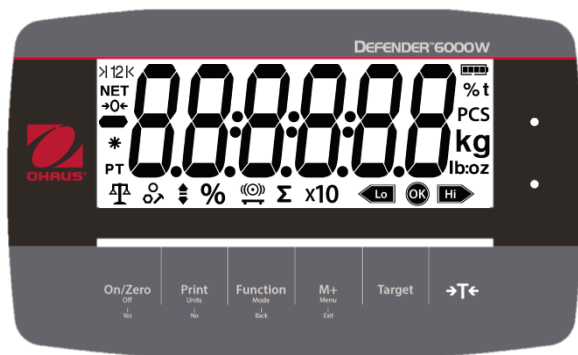




OVERVIEW OF CONTROLS AND FUNCTIONS



i-DT61PW Control Panel







i-DT61XWE Control Panel


Button	On/Zero Off Yes	Print Units No	Function Mode Back	M+ Menu Exit	Target	→T←
Primary Function (Short Press)	On/Zero If the terminal is Off, press to power on; If the terminal is On, press to set the zero point.	Print Sends the current value to the selected COM ports if AUTOPRINT is disabled.	Function Initiates an application mode.	M+ Accumulates the weight or displays the accumulated information with no load on the pan.	Target Sets under/over limit value for Check.	Tare Enters/clears a tare value; When the accumulation data is displayed, press to clear them.
Secondary Function (Long Press)	Off If the terminal is On, press to power off.	Units Changes the weighing unit.	Mode Allows changing the application mode.	Menu Enters the user menu.	Target Shows under/over limit value for Check.	Tare Displays the tare weight.
Menu Function (Short Press)	Yes Accepts the current setting on the display.	No Advances to the next menu or menu item. Rejects the current setting on the display and advances to the next available one.	Back Moves back to the previous menu item.	Exit Exits the user menu. Aborts the calibration in progress.		

Notes:

- Short Press: press less than 1 second.
- Long Press: press and hold for more than 2 seconds.

Numeric keyboard (i-DT61XWE)

				
Primary Function (Short Press)	1-9 Enters numeric values.	. Enters decimal point (.).	0 Enters numeric values 0.	CLR Clears the entered value. Clears an existed APW. When the accumulation data is displayed, press to clear them.
Secondary Function (Long Press)		LIB Searches library items with numeric keys.	User Searches users with numeric keys.	+/- Switches between positive and negative value.

Note: For i-DT61XWE model, press the Tare and CLR button together for three seconds can lock all buttons. Perform the same procedure again can unlock all buttons. When all buttons are locked, the  icon will be lighted.

OHAUS® and Defender® are either registered trademarks or trademarks of OHAUS Corporation in the United States and/or other countries.

OHAUS Corporation
 7 Campus Drive
 Suite 310
 Parsippany, NJ 07054 USA
 Tel: +1 973 377 9000
 Fax: +1 973 944 7177
 With offices worldwide
 www.ohaus.com

