

SAUTER TVO 1000N500S



1 SAUTER TVO 2000N500S



2

Premium test stand in table-top version – now also with step motor

Features

- Motorised test stand for tension/compression force testing
- **New: Step motor for greatest ease of use**
  - for constant speed from the smallest to the maximum load
  - allows testing at minimum speed and full load
  - for higher positioning accuracy. Precise starting and stopping, without overrun, even at high speeds
  - precise adjustment of the process speed using the information shown on the display
- 2 **A wide range of application** possibilities because of its large travelling distance
- Automatic or manual process mode
- **Premium operating panel**
  - Digital speed display
  - Digital repeat function
  - Control of the test stand using PC software SAUTER AFH
- **Table-top version** for easy operation
- **Robust construction**
- Fixation of SAUTER force measuring devices up to 2 kN possible
- 1 **Solid and flexible possibilites of fixation** of mouns for test objects, see accessory page 25 et seqq.
- The large diagram shows the TVO 1000N500S test stand with: SAUTER FH force measuring device, length measuring device SAUTER LD as well as mounts for the force measuring device and test objects, not supplied with the product

Technical data

- Speed accuracy: 1 % of [Max]
- Positioning accuracy when shutting down: ± 0,05 mm
- Dimensional drawings see instruction manual on www.sauter.eu

Accessories

- **Digital length measuring device** SAUTER LB, only for TVO 500N300S and TVO 500N300, SAUTER LB 300-2.
- **Mounting the length measuring device** onto a SAUTER test stand at the factory, SAUTER LB-A02
- **Linear potentiometer for length measurement,** measuring range: 225, 300, 500 or 700 mm, readout: 0.01 mm, for details see page 36, SAUTER LD
- **Mounting the length measuring device** onto a SAUTER test stand at the factory, SAUTER LD-A06
- **Force-displacement data transfer software** with graphical representation of the measuring process, only in combination with SAUTER LD, SAUTER AFH LD
- **Force-time data transfer software** for graphical representation on the PC and data transfer to Microsoft Excel®, SAUTER AFH FAST
- **Force-displacement data transfer software** with graphic display of the measurement process, SAUTER AFH FD
- **Data transfer software for repeat tests,** SAUTER AFH FGT
- **Mount for force measuring devices** of the SAUTER FH range with external load cell, SAUTER TVO-A01

STANDARD: STEPPER, 2 DAYS

OPTION: SCALE, SOFTWARE

Model SAUTER	Measuring range [Max] N	Speed range mm/min	Max. travelling distance 2 mm	Dimensions W×D×H mm	
TVO 500N500S	500	1–500	300	236×428×570	
TVO 1000N500S	1000	1–500	500	265×405×980	
TVO 2000N500S	2000	1–500	700	300×465×1185	

SAUTER GmbH · c/o KERN & SOHN GmbH · Ziegelei 1 · 72336 Balingen · Germany · Tel. + 49-[0]7433-9933-0 · Fax + 49-[0]7433-9933-149 · **www.sauter.eu**

SAUTER Pictograms:

Adjusting program (CAL):
For quick setting of the balance's accuracy. External adjusting weight required.

Calibration block:
standard for adjusting or correcting the measuring device.

Peak hold function:
capturing a peak value within a measuring process.

Scan mode:
continuous capture and display of measurements.

Push and Pull:
the measuring device can capture tension and compression forces.

Length measurement:
captures the geometric dimensions of a test object or the movement during a test process.

Focus function:
increases the measuring accuracy of a device within a defined measuring range.

Internal memory:
to save measurements in the device memory.

Data interface RS-232:
bidirectional, for connection of printer and PC.

Data interface USB:
To connect the balance to a printer, PC or other peripheral devices.

Data interface Infrared:
To transfer data from the balance to a printer, PC or other peripheral devices.

Control outputs (optocoupler, digital I/O):
to connect relays, signal lamps, valves, etc.

Analogue interface:
to connect a suitable peripheral device for analogue processing of the measurements.

Statistics:
using the saved values, the device calculates statistical data, such as average value, standard deviation etc.

PC Software:
to transfer the measurements from the device to a PC.

Printer:
a printer can be connected to the device to print out the measurements.

GLP/ISO record keeping:
of measurements with date, time and serial number. Only with SAUTER printers.

Measuring units:
Weighing units can be switched to e.g. non-metric at the touch of a key. Please refer to website for more details.

Measuring with tolerance range (limit-setting function):
Upper and lower limiting can be programmed individually. The process is supported by an audible or visual signal, see the relevant model

ZERO:
Resets the display to "0".

Battery operation:
Ready for battery operation. The battery type is specified for each device.

Rechargeable battery pack:
rechargeable set.

Mains adapter:
230V/50Hz in standard version for EU. On request GB, AUS or USA version available.

Power supply:
Integrated, 230V/50Hz in EU. More standards e.g. GB, AUS or USA on request.

Motorised drive:
The mechanical movement is carried out by a electric motor.

Motorised drive:
The mechanical movement is carried out by a synchronous motor (stepper).

Fast-Move:
the total length of travel can be covered by a single lever movement.

DAkkS calibration possible:
The time required for DAkkS calibration is shown in days in the pictogram.

Factory calibration:
The time required for factory calibration is specified in the pictogram.

Package shipment:
The time required for internal shipping preparations is shown in days in the pictogram.

Pallet shipment:
The time required for internal shipping preparations is shown in days in the pictogram.

Your SAUTER specialist dealer: